

imagine.create



**DURLAX** 

imagine.create

aspiron®  
SOLID SURFACES

aspiron® is a solid surface offering superior design possibilities and excellent long term performance. It can be used both in home and many different commercial environments from Hotels to Healthcare, retail to marine.

With its balance of beauty and performance, aspiron® leads itself to imaginative uses, innovative designs and enduring applications.

If you can imagine it, you can probably create it with aspiron®. Available in more than 60 colours in India, aspiron® can be carved, routed and worked like wood, moulded, thermoformed or inlaid. Seamlessness increases the design option to almost limitless.



## Living spaces


aspiron® offers virtually endless design possibilities, enabling you to convert your ideas into striking reality.

You will choose aspiron® for its irresistible aesthetic appeal but will soon be overwhelmed by its unmatched functionality and easy maintenance.

## Bathroom

Elegance and functionality at its prime. Seamless and impervious to moisture, **Aspiron**® is ideal for bathrooms. Moreover it's three dimensional form ability enables it to use for vanities, sinks, cabinets and even window sills.

Its ability to resist stains makes maintenance easy.




- | Vanity
- | Vanity Counter
- | Wall Cladding
- | Shower Tray
- | Shower Cubical
- | Bath Tub Vanity Furniture
- | Door Jams & Window Sills
- | Mirror Frames
- | Washroom Partitions

## Kitchen

Ready for anything your kitchen dishes out.

Think of **Aspiron**® as a non-stick cookware. Spills, stains and dirt - **Aspiron**® meets the demands of your kitchen with beautiful aplomb, while its spectrum of colours enables you to add your distinctive touch to your kitchen.





## Hospitality

Hotel reception, pub, restaurants are the most demanding areas where easy maintenance is just as important as an appearance.

Highly durable, aesthetically appealing and easy to care for, **Aspiron**® passes the test with flying colours, **Aspiron**® exudes unusual warmth and character and is sure to create pleasing and welcoming atmosphere.



## Healthcare

**Aspiron**® is also an ideal material for healthcare industry as being non-porous it doesn't harbour pathogens and thus inhibits bacterial growth.

Moreover it survives impacts and spillages that usually ruin other surfaces and retains its beautiful appearance for years to come.



### Speciality Application

- | OT Walls
- | Anti-bacterial & Hygienic
  
- | OT Wall Cladding
- | OT Ceiling
- | OT Door Jams
- | Scrub Vanities
- | Vanity Counters
- | Baby Bath
- | Nurses Counter
- | Laboratory Tops
- | Hygiene Surfaces
- | Crash Guards
- | Storage Racks



## Commercial & Retail

In a class of its own.

Highly durable, elegant and versatile, **Aspiron®** is perfectly suited for public spaces, shopping centres and other commercial applications.

Being non-porous and hygienic, **Aspiron®** is recommended for use in hotels, healthcare and areas where hygiene is of utmost importance.

The amazing versatility and attributes of **Aspiron®** takes it beyond counters and reception desks. The imagination of the designer meets the malleability of **Aspiron®** to create outstanding retail interiors.



- | Display Units
- | Display Counters
- | Designer/Customized Wall Panels
- | POP Units
- | Light Fixtures
- | Cash Counters
- | Kiosk
- | Signage
- | Luggage Racks
- | Food Court Areas
- | Planters
- | Urinal Partition
- | Conference Table
- | Signage
- | Handrail

## Living with Aspiron®

Use and care guidelines



### Cleaning kitchen countertops and other Aspiron® surfaces

Aspiron® is a durable and repairable product that will last for many years with simple care. Follow these instructions to preserve your Aspiron® solid surface products.

#### 1. Everyday Care

General cleaning of your Aspiron® solid surfaces can be done by wiping the surface with a damp cloth or sponge, then dry with soft cloth or paper towels to prevent spotting; especially in areas with hard water.

#### 2. Basic Stains

Clean with an ammonia-based product such as household glass cleaner or commercially available non-abrasive spray-on cleaners for solid surface products. Wipe dry with a soft cloth or paper towels to prevent spotting.

#### 3. Stubborn Stain and Minor Scratches

There are over 60 colors available in Aspiron® and each color can be supplied with a different type of finish by a Aspiron® certified fabricator / installer. Dark colors in countertop surfaces and particularly dark colors that have been finished to a gloss, like anything else, will potentially show signs of use, such as scratches and soap residue, more readily than light colored solid surface materials. Therefore, gloss finish generally requires additional maintenance and care to retain its original luster. Different cleaning techniques are required to remove stubborn stains and minor scratches depending on the type of finish and color as detailed in the following instructions ( Note : please contact your certified fabricator/ installer if you are uncertain which type of finish is applied to your Aspiron® solid surfaces). DO NOT attempt to repair deep scratches, chips or burns, contact a certified Aspiron® fabricator / installer.

- **Matt Finish** is the standard finish delivered by your certified fabricator / installer. It is a low or no-sheen finish and is recommended in all high-use areas.

Scrub in a small circular motion with a wet sponge and an abrasive cleanser such as Soft Scrub®.

Darker colors tend to require more attention than lighter colors.

- **Satin Finish** has a slightly higher sheen than matt and requires more attention depending on frequency of use and area of application.

Lightly scrub surface in a small circular motion with a wet sponge and an abrasive cleanser such as Soft Scrub® over stain or scratch.

Darker Color

Darker Colors tend to require more attention than lighter colors.

Scrubbing too aggressively may actually reduce the gloss level.

- **Gloss Finish** is a higher and reflective sheen that requires additional care and maintenance. It is important to note that a gloss finish, especially on a dark color, will require more care than a Matt/Satin finish. Therefore, be sure not to apply the same method or process recommended for a Matt / Satin finish when caring for a Gloss finish. Repeat the procedure shown below - If stain persists, contact your certified fabricator/installer for assistance. DO NOT USE ABRASIVE CLEANSERS AND PADS OF ANY TYPE ON A GLOSS FINISH: PLEASE CONTACT YOUR ASPIRON® RETAILER/DEALER FOR MORE INFORMATION.

Spray a non-abrasive product such as Mr. Muscle over stain and wait for a couple of minutes.

Then, scrub in a small circular motion circular motion with a wet sponge.

Darker Color

Darker colors tend to require more attention than lighter colors.

scrubbing too aggressively may actually reduce the gloss level.

Do not use abrasive cleansers, pads or steel wool...

After completing the above procedure, rinse with clear water and wipe dry a soft cloth or paper towels to prevent spotting. To enhance the visual color clarity and hide minor scuffs, apply Countertop Magic cleanser (available at any hardware store or supermarket) and wipe away excess with a soft cloth.

#### 4. Preventing Damage

Minor damage that may accidentally occur is most often repairable by a Aspiron® certified fabricator/installer or repair expert. However, be sure follow these guidelines to prevent damage to your Aspiron® surface.


- **HEAT** : Aspiron® solid surfaces have excellent heat resistant properties compared to other countertop materials. However, placing hot pans, as well as some heat-generating appliances such as electric grills or deep-fryers, can damage the surface. Always use a hot pad or a trivet with rubber feet to protect Aspiron® Avoid subjecting Aspiron® solid surfaces to extreme hot temperatures.
- **CHEMICAL** : Avoid exposing Aspiron® solid surfaces to strong chemicals such as paint removers, acetone, and oven cleaners. Surfaces exposed to these chemicals should be promptly flushed with water; contact may cause spots that may require extensive repairs. Remove nail polish with a non-acetone-based nail polish remover and flush with water.
- **SCRATCHES** : Never cut or chop directly on a Aspiron® solid surfaces, always use a cutting / chopping board.
- **FRACTURES** : Avoid standing on counter tops or dropping heavy objects on the surface.
- **NOTE** : Gloss reduction, scratching, and staining on solid surface incurred over time due to use is NOT a manufacturing defect but is considered normal wear and tear - The forgoing is NOT covered under the Aspiron® Limited Warranty. However, the countertop can be re-sanded and refinished periodically if you so choose-you will be charged the standard hourly service rate. If your Aspiron® product is accidentally nicked or deeply scratched, please contact your retailer/dealer or Aspiron® certified fabricator/installer for advice about the most effective method of repair - most repairs are relatively quick and simple when performed by an experienced professional (service charge may apply).

For more detailed information, please contact your Aspiron® dealer or visit us at [www.durlax.com](http://www.durlax.com).


Use of certain names is intended only to show of a type off cleaning product. This does not constitute an endorsement or support for that product. Nor does the exclusion of any certain name product imply its insufficiency.

# Colours of Aspiron®

## Whites



Arctic White  
AW-925



Amazing White  
AW-901

## Solid



Natural  
NT-902




Hot  
DH-903



Sun  
DS-904



Mandarin  
DM-905



Nocturne  
DN-907



Jasmine Green  
JG-940


## Sand



Sand Cream  
SC-908



Aurora  
AR-909



Dusk  
AD-910



Azure  
AZ-911



Black Quartz  
BQ-912



Silvery Sand  
SS-934




Everest  
EV-914

## Quantro



Perna White  
PW-926




Perna Black  
PB-938

## Magna



Antarctica  
MT-920



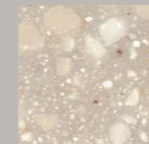
Cocoa Brown  
CB-918



Pebble Shiffon  
PC-936



Sahara  
MS-917



Savannah  
MV-916

### Seal of Trust 10 Years Limited Warranty

Printed representation of colours may vary from actual samples : Please view actual sample prior to selection.

## Technical Specifications

### PHYSICAL PROPERTIES

PROPERTY	TYPICAL VALUES	TEST METHOD
Specific Weight	1.55-1.74g/cm <sup>3</sup> at 20° C	DIN ISO 1183
Young's Modulus	10900 N/mm <sup>2</sup>	DIN 53457
Bending Strength (12 mm panel)	60 + -5 N/mm <sup>2</sup>	DIN 53452
Impact Strength (12 mm panel)	6.5 kj/m <sup>2</sup>	DIN EN ISO 179
Impact Resistance (12 mm panel)	No Break	ISO 19 712-2
Stability of Glued Joints	60-80% of Material Stability	ISO 527
Barcol Hardness	65 + -5	DIN EN 59
Scratch Resistance	0.6 N	DIN EN 438-2
Thermal Expansion (Length)	5.05 x 10-5 K-1	ASTM D 696
Stability - Boiling Water	No Visible Change	DIN 53799
Stability - Dry Heat	No Visible Change	DIN 68861 T7
Cigarette Burn	No Change	DIN 53799
Stain Resistance Requirements	Meets Requirements	ANSI Z 124.3 (5.2)
Chemical Resistance Requirements	Meets Requirements	ANSI Z 124.3 (5.5)
Water Resistance Requirements	Meets Requirements	ANSI Z 124.3 (6.0)
Slip Resistance	B	DIN 51097

### PRODUCT SPECIFICATIONS

SERIES	THICKNESS		WIDTH		LENGTH	
	mm	in	mm	in	mm	in
WHITE	6	1/4	760	30	2440	96
	12.0	1/2	760	30	2440	96
SOLID	6	1/4	760	30	2440	96
	12.0	1/2	760	30	2440	96
SAND	6	1/4	760	30	2440	96
	12.0	1/2	760	30	2440	96
MAGNA	6	1/4	760	30	2440	96
	12.0	1/2	760	30	2440	96
QUANTRO*	6	1/4	760	30	2440	96
	12.0	1/2	760	30	2440	96

\* 6 mm thickness is available on request and physical properties might differ from the above mentioned.

**Disclaimer:** The information contained herein is provided by Durlax™ India Pvt. Ltd. and its subsidiaries and affiliates (collectively referred to as "Durlax") for information purpose only and should be used by individuals with technical experience and knowledge in the area. Durlax does not make any representation or warranties of the usefulness or expected result of the information, and does not assume any responsibility whatsoever related to use of the information. Exclusion of the implied warranties may not apply in certain jurisdictions.

Colors shown are as accurate as the limitations of the printing process will allow. Prospective customers are advised to inspect an actual sample before ordering. Every effort has been made to ensure the accuracy of the information given. However, the company reserves the right to change the specifications without prior notice.

Sometimes, variations in shade may occur which is inherent to the solid surface industry.

Although every effort is made to ascertain that all the information provided in this catalogue is accurate before printing, errors may still happen. Please contact the local branch office/channel partner for updated information before placing orders. The information contained in this catalogue is given in good faith. The Company takes no liability on account of any loss or damage either consequential or otherwise as a result of the information provided therein.



**Durlax India Pvt. Ltd.**

Head Office

9th Floor, Lotus Corporate Park,  
Graham Firth Steel Compound,  
Opp. W. E. Highway,  
Goregaon (E),  
Mumbai - 400063

Office : +91-22-61560000

Toll Free No. : 1800 4193334

E-mail : info@durlax.com

Plant Address:

Vapi 396193 Gujarat India

[www.durlax.com](http://www.durlax.com)

