

General information about company

Scrip code	000000
NSE Symbol	DURLAX
MSEI Symbol	NOTLISTED
ISIN	INE00UW01013
Name of the company	DURLAX TOP SURFACE LIMITED
Whether company is SME	Yes
Class of Security	Equity Shares
Type of report	Half yearly
Quarter Ended / Half year ended/Date of Report (For Prelisting / Allotment)	30-09-2024
Date of allotment / extinguishment (in case Capital Restructuring selected) / Listing Date	
Shareholding pattern filed under	Regulation 31 (1) (b)
Whether the listed entity is Public Sector Undertaking (PSU)?	No

Declaration

Sr. No.	Particular	Yes/No	Promoter and Promoter Group	Public shareholder	Non Promoter- Non Public
1	Whether the Listed Entity has issued any partly paid up shares?	No	No	No	No
2	Whether the Listed Entity has issued any Convertible Securities ?	No	No	No	No
3	Whether the Listed Entity has issued any Warrants ?	No	No	No	No
4	Whether the Listed Entity has any shares against which depository receipts are issued?	No	No	No	No
5	Whether the Listed Entity has any shares in locked-in?	Yes	Yes	Yes	No
6	Whether any shares held by promoters are pledge or otherwise encumbered?	No	No		
7	Whether company has equity shares with differential voting rights?	No	No	No	No
8	Whether the listed entity has any significant beneficial owner?	No			

Table VI - Statement showing foreign ownership limits

Particular	Approved limits (%)	Limits utilized (%)
As on shareholding date	74	2.38
As on the end of previous 1st quarter	74	5.44
As on the end of previous 2nd quarter	74	2.38
As on the end of previous 3rd quarter	0	0
As on the end of previous 4th quarter	0	0

Table I - Summary Statement holding of specified securities

Category (I)	Category of shareholder (II)	Nos. Of shareholders (III)	No. of fully paid up equity shares held (IV)	No. Of Partly paid-up equity shares held (V)	No. Of shares underlying Depository Receipts (VI)	Total nos. shares held (VII) = (IV)+ (V)+ (VI)	Shareholding as a % of total no. of shares (calculated as per SCRR, 1957) (VIII) As a % of (A+B+C2)	Number of Voting Rights held in each class of securities (IX)			
								No of Voting (XIV) Rights			Total as a % of (A+B+C)
								Class eg: X	Class eg:y	Total	
(A)	Promoter & Promoter Group	6	10039701			10039701	60.38	10039701		10039701	60.38
(B)	Public	1677	6588000			6588000	39.62	6588000		6588000	39.62
(C)	Non Promoter- Non Public										
(C1)	Shares underlying DRs										
(C2)	Shares held by Employee Trusts										
	Total	1683	16627701			16627701	100	16627701		16627701	100

Table I - Summary Statement holding of specified securities

Category (I)	Category of shareholder (II)	No. Of Shares Underlying Outstanding convertible securities (X)	No. of Shares Underlying Outstanding Warrants (Xi)	No. Of Shares Underlying Outstanding convertible securities and No. Of Warrants (Xi) (a)	Shareholding , as a % assuming full conversion of convertible securities (as a percentage of diluted share capital) (XI)= (VII)+(X) As a % of (A+B+C2)	Number of Locked in shares (XII)		Number of Shares pledged or otherwise encumbered (XIII)		Number of equity shares held in dematerialized form (XIV)	Sub-categorization of shares		
						No. (a)	As a % of total Shares held (b)	No. (a)	As a % of total Shares held (b)		Sub-category (i)	Sub-category (ii)	Sub-category (iii)
(A)	Promoter & Promoter Group				60.38	10035701	99.96			10039701			
(B)	Public				39.62	592000	8.99			6588000	0	0	0
(C)	Non Promoter-Non Public												
(C1)	Shares underlying DRs												
(C2)	Shares held by Employee Trusts												
	Total				100	10627701	63.92			16627701	0	0	0

Table II - Statement showing shareholding pattern of the Promoter and Promoter Group

Sr.	Category & Name of the Shareholders (I)	Nos. Of shareholders (III)	No. of fully paid up equity shares held (IV)	No. Of Partly paid-up equity shares held (V)	No. Of shares underlying Depository Receipts (VI)	Total nos. shares held (VII) = (IV)+ (V)+ (VI)	Shareholding as a % of total no. of shares (calculated as per SCRR, 1957) (VIII) As a % of (A+B+C2)	Number of Voting Rights held in each class of securities (IX)			
								No of Voting (XIV) Rights			Total as a % of Total Voting rights
								Class eg: X	Class eg:y	Total	
A	Table II - Statement showing shareholding pattern of the Promoter and Promoter Group										
(1)	Indian										
(a)	Individuals/Hindu undivided Family	2	8314528			8314528	50	8314528		8314528	50
(d)	Any Other (specify)	4	1725173			1725173	10.38	1725173		1725173	10.38
Sub-Total (A)(1)		6	10039701			10039701	60.38	10039701		10039701	60.38
(2)	Foreign										
Total Shareholding of Promoter and Promoter Group (A)=(A)(1)+(A)(2)		6	10039701			10039701	60.38	10039701		10039701	60.38
B	Table III - Statement showing shareholding pattern of the Public shareholder										
(1)	Institutions (Domestic)										
(c)	Alternate Investment Funds	1	18000			18000	0.11	18000		18000	0.11
Sub-Total (B)(1)		1	18000			18000	0.11	18000		18000	0.11
(2)	Institutions (Foreign)										
(d)	Foreign Portfolio Investors Category I	3	206000			206000	1.24	206000		206000	1.24
Sub-Total (B)(2)		3	206000			206000	1.24	206000		206000	1.24
(3)	Central Government / State Government(s)										
(4)	Non-institutions										
(g)	Resident Individuals holding nominal share capital up to Rs. 2 lakhs	1505	4442000			4442000	26.71	4442000		4442000	26.71
(h)	Resident Individuals holding nominal share capital in excess of Rs. 2 lakhs	18	932000			932000	5.61	932000		932000	5.61
(i)	Non Resident Indians (NRIs)	21	190000			190000	1.14	190000		190000	1.14
(l)	Bodies Corporate	18	316000			316000	1.9	316000		316000	1.9
(m)	Any Other (specify)	111	484000			484000	2.91	484000		484000	2.91
Sub-Total (B)(4)		1673	6364000			6364000	38.27	6364000		6364000	38.27
Total Public Shareholding (B)=(B)(1)+(B)(2)+(B)(3)+(B)(4)		1677	6588000			6588000	39.62	6588000		6588000	39.62
C	Table IV - Statement showing shareholding pattern of the Non Promoter- Non Public shareholder										

Total (A+B+C2)		1683	16627701			16627701	100	16627701		16627701	100
Total (A+B+C)		1683	16627701			16627701	100	16627701		16627701	100





Table II - Statement showing shareholding pattern of the Promoter and Promoter Group

Sr.	No. Of Shares Underlying Outstanding convertible securities (X)	No. of Shares Underlying Outstanding Warrants (Xi)	No. Of Shares Underlying Outstanding convertible securities and No. Of Warrants (Xi) (a)	Shareholding , as a % assuming full conversion of convertible securities (as a percentage of diluted share capital) (XI)= (VII)+(X) As a % of (A+B+C2)	Number of Locked in shares (XII)		Number of Shares pledged or otherwise encumbered (XIII)		Number of equity shares held in dematerialized form (XIV)	Sub-categorization of shares		
					No. (a)	As a % of total Shares held (b)	No. (a)	As a % of total Shares held (b)		Sub-category (i)	Sub-category (ii)	Sub-category (iii)
A	Table II - Statement showing shareholding pattern of the Promoter and Promoter Group											
(1)	Indian											
(a)				50	8314528	100			8314528			
(d)				10.38	1721173	99.77			1725173			
Sub-Total (A) (1)				60.38	10035701	99.96			10039701			
(2)	Foreign											
Total Shareholding of Promoter and Promoter Group (A)= (A)(1)+(A) (2)				60.38	10035701	99.96			10039701			
B	Table III - Statement showing shareholding pattern of the Public shareholder											
(1)	Institutions (Domestic)											
(c)				0.11	0	0			18000	0	0	0
Sub-Total (B) (1)				0.11	0	0			18000	0	0	0
(2)	Institutions (Foreign)											
(d)				1.24	0	0			206000	0	0	0
Sub-Total (B) (2)				1.24	0	0			206000	0	0	0
(3)	Central Government / State Government(s)											
(4)	Non-institutions											
(g)				26.71	58000	1.31			4442000	0	0	0
(h)				5.61	456000	48.93			932000	0	0	0
(i)				1.14	0	0			190000	0	0	0
(l)				1.9	50000	15.82			316000	0	0	0
(m)				2.91	28000	5.79			484000	0	0	0
Sub-Total (B) (4)				38.27	592000	9.3			6364000	0	0	0
Total Public Shareholding (B)=(B)(1)+(B)(2)+(B)(3)+(B)(4)				39.62	592000	8.99			6588000	0	0	0
C	Table IV - Statement showing shareholding pattern of the Non Promoter- Non Public shareholder											


Total (A+B+C2)				100	10627701	63.92			16627701
Total (A+B+C)				100	10627701	63.92			16627701



Individuals/Hindu undivided Family

Serial No.	1	2	
Name of the Shareholders (I)	SHRAVAN LAXMICHAND SUTHAR	LALIT SUTHAR	Click here to go back
PAN (II)	ANNPS1818C	ATYPS6165M	Total
No. of fully paid up equity shares held (IV)	6501399	1813129	8314528
No. Of Partly paid-up equity shares held (V)			
No. Of shares underlying Depository Receipts (VI)			
Total nos. shares held (VII) = (IV)+ (V)+ (VI)	6501399	1813129	8314528
Shareholding as a % of total no. of shares (calculated as per SCRR, 1957) (VIII) As a % of (A+B+C2)	39.1	10.9	50
Number of Voting Rights held in each class of securities (IX)			
Class eg.X	6501399	1813129	8314528
Class eg.y			
Total	6501399	1813129	8314528
Total as a % of Total Voting rights	39.1	10.9	50
No. Of Shares Underlying Outstanding convertible securities (X)			
No. of Shares Underlying Outstanding Warrants (Xi)			
No. Of Shares Underlying Outstanding convertible securities and No. Of Warrants (Xi) (a)			
Shareholding , as a % assuming full conversion of convertible securities (as a percentage of diluted share capital) (XI)= (VII)+(Xi)(a) As a % of (A+B+C2)	39.1	10.9	50

Number of Locked in shares (XII)			
No. (a)	6501399	1813129	8314528
As a % of total Shares held (b)	100	100	100
Number of Shares pledged or otherwise encumbered (XIII)			
No. (a)			
As a % of total Shares held (b)			
Number of equity shares held in dematerialized form (XIV)	6501399	1813129	8314528
Reason for not providing PAN			
Reason for not providing PAN			
Shareholder type	Promoter	Promoter	



Any Other (specify)


Serial No.	1	2	3	4	
Category	Director or Director's Relatives	Director or Director's Relatives	Director or Director's Relatives	Director or Director's Relatives	Click here to go back
Name of the Shareholders (I)	LAXMICHAND LADHAJI SUTHAR	PANKAJ LAXMICHAND SUTHAR	urmila shravan suthar	RINKU RAVI CHAUHAN	
PAN (II)	AAIPS3215R	CQDPS6720A	DYXPS1561J	AWZPC9093L	Total
No. of the Shareholders (I)	1	1	1	1	4
No. of fully paid up equity shares held (IV)	894280	826893	2000	2000	1725173
No. Of Partly paid-up equity shares held (V)					
No. Of shares underlying Depository Receipts (VI)					
Total nos. shares held (VII) = (IV)+ (V)+ (VI)	894280	826893	2000	2000	1725173
Shareholding as a % of total no. of shares (calculated as per SCRR, 1957) (VIII) As a % of (A+B+C2)	5.38	4.97	0.01	0.01	10.38
Number of Voting Rights held in each class of securities (IX)					
Class eg: X	894280	826893	2000	2000	1725173
Class eg: y					
Total	894280	826893	2000	2000	1725173
Total as a % of Total Voting rights	5.38	4.97	0.01	0.01	10.38
No. Of Shares Underlying Outstanding convertible securities (X)					
No. of Shares Underlying Outstanding Warrants (Xi)					
No. Of Shares Underlying Outstanding convertible securities and No. Of Warrants (Xi) (a)					
Shareholding , as a % assuming full conversion of convertible securities (as a					

percentage of diluted share capital) (XI)= (VII)+(X) As a % of (A+B+C2)	5.38	4.97	0.01	0.01	10.38
Number of Locked in shares (XII)					
No. (a)	894280	826893	0	0	1721173
As a % of total Shares held (b)	100	100	0	0	99.77
Number of Shares pledged or otherwise encumbered (XIII)					
No. (a)					
As a % of total Shares held (b)					
Number of equity shares held in dematerialized form (XIV)	894280	826893	2000	2000	1725173
Reason for not providing PAN					
Reason for not providing PAN					
Shareholder type	Promoter Group	Promoter Group	Promoter Group	Promoter Group	

Foreign Portfolio Investors Category I

Serial No.	1	
Name of the Shareholders (I)	ASTORNE CAPITAL VCC - ARVEN	Click here to go back
PAN (II)	AAZCA1579J	Total
No. of fully paid up equity shares held (IV)	180000	180000
No. Of Partly paid-up equity shares held (V)		
No. Of shares underlying Depository Receipts (VI)		
Total nos. shares held (VII) = (IV)+ (V)+ (VI)	180000	180000
Shareholding as a % of total no. of shares (calculated as per SCRR, 1957) (VIII) As a % of (A+B+C2)	1.08	1.08
Number of Voting Rights held in each class of securities (IX)		
Class eg: X	180000	180000
Class eg: y		
Total	180000	180000
Total as a % of Total Voting rights	1.08	1.08
No. Of Shares Underlying Outstanding convertible securities (X)		
No. of Shares Underlying Outstanding Warrants (Xi)		
No. Of Shares Underlying Outstanding convertible securities and No. Of Warrants (Xi) (a)		
Shareholding , as a % assuming full conversion of convertible securities (as a percentage of diluted share capital) (XI)= (VII)+(X) As a % of (A+B+C2)	1.08	1.08

Number of Locked in shares (XII)		
No. (a)	0	0
As a % of total Shares held (b)	0	0
Number of equity shares held in dematerialized form (XIV)	180000	180000
Reason for not providing PAN		
Reason for not providing PAN		
Sub-categorization of shares		
Shareholding (No. of shares) under		
Sub-category (i)	0	0
Sub-category (ii)	0	0
Sub-category (iii)	0	0



Any Other (specify)

Serial No.	1	2	3	
Category	Clearing Members	HUF	Trusts	
Category / More than 1 percentage	Category	Category	Category	
Name of the Shareholders (I)				Click here to go back
PAN (II)				Total
No. of the Shareholders (I)	5	105	1	111
No. of fully paid up equity shares held (IV)	102000	380000	2000	484000
No. Of Partly paid-up equity shares held (V)				
No. Of shares underlying Depository Receipts (VI)				
Total nos. shares held (VII) = (IV)+ (V)+ (VI)	102000	380000	2000	484000
Shareholding as a % of total no. of shares (calculated as per SCRR, 1957) (VIII) As a % of (A+B+C2)	0.61	2.29	0.01	2.91
Number of Voting Rights held in each class of securities (IX)				
Class eg: X	102000	380000	2000	484000
Class eg:y				
Total	102000	380000	2000	484000
Total as a % of Total Voting rights	0.61	2.29	0.01	2.91
No. Of Shares Underlying Outstanding convertible securities (X)				
No. of Shares Underlying Outstanding Warrants (Xi)				
No. Of Shares Underlying Outstanding convertible securities and No. Of Warrants (Xi) (a)				
Shareholding , as a % assuming full conversion of convertible				

securities (as a percentage of diluted share capital) (XI)= (VII)+(X) As a % of (A+B+C2)	0.61	2.29	0.01	2.91
Number of Locked in shares (XII)				
No. (a)	0	28000	0	28000
As a % of total Shares held (b)	0	7.37	0	5.79
Number of equity shares held in dematerialized form (XIV)	102000	380000	2000	484000
Reason for not providing PAN				
Reason for not providing PAN				
Sub-categorization of shares				
Shareholding (No. of shares) under				
Sub-category (i)	0	0	0	0
Sub-category (ii)	0	0	0	0
Sub-category (iii)	0	0	0	0

